



German quality you can trust



## Aluminum Profile Collection Frame • Edge • Handle



Master Catalogue 2016



ProDecor 2016

Technik für Möbel

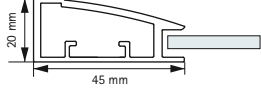
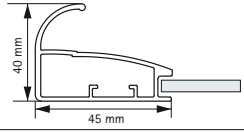
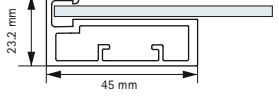
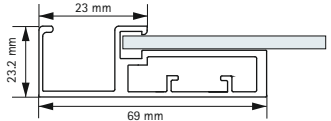
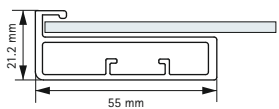
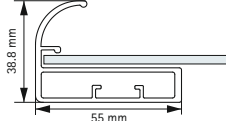
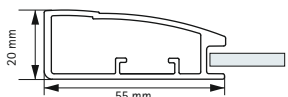
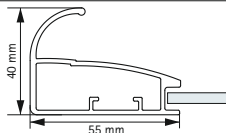
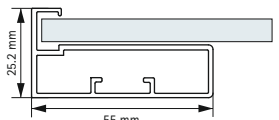
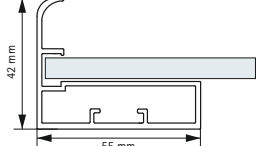
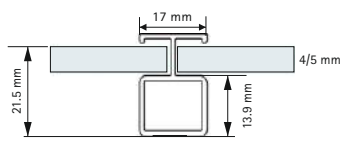

  
**Hettich**

# Aluminum profile collection

| S.no. | Description  | Profile Section | Glass Thickness | Width (mm) | Length (mm) | Finish | Article No.  | PU | MRP   |
|-------|--|-----------------|-----------------|------------|-------------|--------|--------------|----|-------|
| 1     | 19 mm Straight Frame Profile   |                 | 4 mm            | 19         | 3000        | SA     | 9 113 071 00 | 04 | 1,285 |
|       |  |                 |                 |            |             | CP     | 9 216 230 00 | 04 | 1,325 |
|       |  |                 |                 |            |             | SS     | 9 119 030 00 | 04 | 1,410 |
| 2     | 19 mm Straight Frame Profile with handle                             |                 | 4 mm            | 19         | 3000        | SA     | 9 113 914 00 | 04 | 1,506 |
|       |  |                 |                 |            |             | CP     | 9 216 231 00 | 04 | 1,707 |
|       |  |                 |                 |            |             | SS     | 9 119 044 00 | 04 | 1,888 |
| 3     | 45 mm (Econ) Straight Frame Profile for small shutters               |                 | 4 mm            | 45         | 3000        | SA     | 9 224 276 00 | 04 | 1,344 |
| 4     | 45 mm (Econ) Straight Frame Profile with L Handle for small shutters |                 | 4 mm            | 45         | 3000        | SA     | 9 224 277 00 | 04 | 1,755 |
| 5     | 45 mm Straight Frame Profile   |                 | 4 mm            | 45         | 3000        | SA     | 9 113 915 00 | 04 | 1,567 |
|       |  |                 |                 |            |             | CP     | 9 154 640 00 | 04 | 2,331 |
|       |  |                 |                 |            |             | SS     | 9 119 040 00 | 04 | 3,216 |
|       |  |                 |                 |            |             | CH     | 9 223 365 00 | 04 | 2,713 |
| 6     | 45mm Straight Frame Profile with L Handle                            |                 | 4 mm            | 45         | 3000        | SA     | 9 135 075 00 | 04 | 2,156 |
|       |  |                 |                 |            |             | CP     | 9 154 641 00 | 04 | 3,055 |
|       |  |                 |                 |            |             | SS     | 9 153 794 00 | 04 | 3,899 |
|       |  |                 |                 |            |             | CH     | 9 223 336 00 | 04 | 3,417 |
| 7     | 45mm Straight Frame Profile with G Handle                            |                 | 4 mm            | 45         | 3000        | SA     | 9 135 077 00 | 04 | 3,296 |
|       |  |                 |                 |            |             | CP     | 9 216 226 00 | 04 | 3,399 |
|       |  |                 |                 |            |             | SS     | 9 153 795 00 | 04 | 5,026 |
|       |  |                 |                 |            |             | CH     | 9 223 368 00 | 04 | 3,403 |
| 8     | 45mm Straight Frame Profile with C Handle                            |                 | 4 mm            | 45         | 3000        | SA     | 9 113 916 00 | 04 | 2,391 |
|       |  |                 |                 |            |             | CP     | 9 216 227 00 | 04 | 2,713 |
|       |  |                 |                 |            |             | SS     | 9 119 039 00 | 04 | 2,934 |
|       |  |                 |                 |            |             | CH     | 9 223 369 00 | 04 | 3,216 |
| 9     | 45mm Straight Frame Profile with F Handle                            |                 | 4 mm            | 45         | 3000        | SA     | 9 148 134 00 | 04 | 2,391 |
|       |  |                 |                 |            |             | CP     | 9 154 642 00 | 04 | 2,613 |
|       |  |                 |                 |            |             | CH     | 9 223 367 00 | 04 | 3,015 |
| 10    | 45mm Straight Stick-On Frame Profile                                 |                 | 4 mm            | 45         | 3000        | SA     | 9 148 108 00 | 04 | 1,506 |
|       |  |                 |                 |            |             | CP     | 9 216 232 00 | 04 | 1,446 |
|       |  |                 |                 |            |             | SS     | 9 148 110 00 | 04 | 1,627 |
| 11    | 45mm Straight Stick-On Frame Profile with L handle                   |                 | 4 mm            | 45         | 3000        | SA     | 9 148 090 00 | 04 | 2,170 |
|       |  |                 |                 |            |             | CP     | 9 216 233 00 | 04 | 2,150 |
|       |  |                 |                 |            |             | SS     | 9 148 131 00 | 04 | 2,170 |

• CP – Chrome finish • SS – Stainless steel finish • SA – Silver finish • CH – Champagne Finish

# Aluminum profile collection

| S.no. | Description  | Profile Section   | Glass Thickness                            | Width (mm) | Length (mm) | Finish | Article No.  | PU | MRP   |
|-------|--|---|--|------------|-------------|--------|--------------|----|-------|
| 12    | 45mm Curved Frame Profile                                |    | 4 Et 5 mm                                  | 45         | 3000        | SA     | 9 113 917 00 | 04 | 2,170 |
| 13    | 45mm Curved Frame Profile with C Handle                  |    | 4 Et 5 mm                                  | 45         | 3000        | SA     | 9 113 918 00 | 04 | 2,612 |
| 14    | 45mm Straight Frame Profile for 6mm glass                |    | 6 mm                                       | 45         | 3000        | SA     | 9 148 112 00 | 04 | 1,949 |
| 15    | 45mm Straight Frame Profile with L Handle for 6mm glass  |    | 6 mm                                       | 45         | 3000        | SA     | 9 148 132 00 | 04 | 2,552 |
| 16    | 55mm Straight Frame Profile                              |  | 4 mm                                       | 55         | 3000        | SA     | 9 113 070 00 | 04 | 1,969 |
|       |  |   |  |            |             | CP     | 9 154 638 00 | 04 | 2,632 |
|       |  |   |  |            |             | SS     | 9 119 032 00 | 04 | 2,371 |
| 17    | 55mm Straight Frame Profile with C Handle                |  | 4 mm                                       | 55         | 3000        | SA     | 9 113 912 00 | 04 | 2,753 |
|       |  |   |  |            |             | CP     | 9 154 639 00 | 04 | 3,196 |
|       |  |   |  |            |             | SS     | 9 119 042 00 | 04 | 3,316 |
| 18    | 55mm Curved Frame Profile                                |  | 4 Et 5mm                                   | 55         | 3000        | SA     | 2 003 5      | 04 | 2,492 |
|       |  |   |  |            |             | CP     | 9 216 228 00 | 04 | 2,894 |
|       |  |   |  |            |             | SS     | 9 119 033 00 | 04 | 2,773 |
| 19    | 55mm Curved Frame Profile with C Handle                  |  | 4 Et 5mm                                   | 55         | 3000        | SA     | 9 113 913 00 | 04 | 3,035 |
|       |  |   |  |            |             | CP     | 9 216 229 00 | 04 | 3,377 |
|       |  |   |  |            |             | SS     | 9 119 043 00 | 04 | 3,960 |
| 20    | 55mm Straight Frame Profile for 8 mm glass               |  | 8 mm                                       | 55         | 3000        | SA     | 9 148 114 00 | 04 | 2,130 |
| 21    | 55mm Straight Frame Profile With F Handle for 8 mm glass |  | 8 mm                                       | 55         | 3000        | SA     | 9 148 136 00 | 04 | 2,532 |
| 22    | Mid Way Joining profile                                  |  | 4 Et 5mm                                   | 17         | 3000        | SA     | 9 148 138 00 | 08 | 1,104 |
|       |  |   |  |            |             | CP     | 9 216 234 00 | 08 | 1,225 |
|       |  |   |  |            |             | SS     | 9 148 139 00 | 08 | 1,225 |
|       |  |   | Connector set                              |            |             |        | 9 153 818 00 | 10 | 115   |
| 23    | Angle Connector Set (For all aluminum profiles)          |  | 1 Set Consists of 4 connectors Et 8 screws |            |             |        | 1 368 4      | 20 | 119   |

• CP – Chrome finish • SS – Stainless steel finish • SA – Silver finish • CH – Champagne Finish

# Aluminum profile collection

## ► Gola Profile

| S.no. | Description         | Profile Section | Length (mm) | Finish | Article No.  | PU | MRP   |
|-------|---------------------|-----------------|-------------|--------|--------------|----|-------|
| 24    | Gola profile C Type |                 | 3000        | SA     | 9 212 797 00 | 10 | 1,305 |
|       |                     |                 |             | CP     | 9 212 559 00 | 10 | 1,707 |
|       |                     |                 |             | SS     | 9 212 560 00 | 10 | 1,707 |
| 25    | Gola profile L Type |                 | 3000        | SA     | 9 212 828 00 | 10 | 1,084 |
|       |                     |                 |             | CP     | 9 212 561 00 | 10 | 1,486 |
|       |                     |                 |             | SS     | 9 212 562 00 | 10 | 1,386 |

### Gola Profile Accessories

| S.no. | Description                                    | Images | Compatible with | Side  | Article No.  | PU | MRP |
|-------|--|--------|-----------------|-------|--------------|----|-----|
| 26    | Gola Profile End Cap for C Type with screws    |        | SA & CP         | Left  | 9 212 563 00 | 20 | 300 |
|       |  |        |                 | Right | 9 212 564 00 | 20 | 300 |
|       |  |        | SS              | Left  | 9 218 244 00 | 20 | 287 |
|       |  |        |                 | Right | 9 218 245 00 | 20 | 287 |
| 27    | Gola Profile End Cap for L Type with screws    |        | SA & CP         | Left  | 9 212 565 00 | 20 | 300 |
|       |  |        |                 | Right | 9 212 566 00 | 20 | 300 |
|       |  |        | SS              | Left  | 9 218 246 00 | 20 | 287 |
|       |  |        |                 | Right | 9 218 247 00 | 20 | 287 |
| 28    | Gola Outer Angle Profile Connector with screws |        | SA & CP         |       | 9 212 567 00 | 20 | 300 |
|       |  |        | SS              |       | 9 218 248 00 | 20 | 287 |
| 29    | Gola Inner Angle Profile Connector with screws |        | SA & CP         |       | 9 212 568 00 | 20 | 380 |
|       |  |        | SS              |       | 9 218 269 00 | 20 | 362 |
| 30    | Gola L Connector set with screws               |        | -               |       | 9 220 600 00 | 20 | 50  |

### Edge profile

| S.no. | Type                          | Profile Section | Suitable for (mm)             | Width (mm) | Length (mm) | Finish | Article No.  | PU | MRP   |
|-------|-------------------------------|-----------------|-------------------------------|------------|-------------|--------|--------------|----|-------|
| 31    | Edge Profile (22mm)           |                 | 19 mm board thickness         | 22         | 3000        | SA     | 9 148 140 00 | 08 | 481   |
|       |                               |                 |                               |            |             | CP     | 9 154 644 00 | 08 | 642   |
|       |                               |                 |                               |            |             | SS     | 9 148 141 00 | 08 | 521   |
| 32    | Edge Profile (25mm)           |                 | 22 mm board thickness         | 25         | 3000        | SA     | 9 148 142 00 | 08 | 481   |
|       |                               |                 |                               |            |             | CP     | 9 154 645 00 | 08 | 662   |
|       |                               |                 |                               |            |             | SS     | 9 148 143 00 | 08 | 561   |
| 33    | Edge Profile for Wall cabinet |                 | 18 mm board thickness onwards | -          | 3000        | SA     | 9 212 831 00 | 12 | 1,084 |
|       |                               |                 |                               |            |             | SS     | 9 212 832 00 | 12 | 1,346 |

• CP – Chrome finish • SS – Stainless steel finish • SA – Silver finish • CH – Champagne Finish

# Aluminum profile collection

## ► Hinges

| Hinges for 19 mm Aluminum Profile  |  |   |   |                   |     |              |
|--|--|---|---|-------------------|-----|--------------|
| S.no.  | Description                                  | Images  | Item Details                                    | Article No.       | PU  | MRP per Pair |
| 34   | Intermat 9936<br>(Opening Angle 95°)         |    | 0 Crank Intermat 9936 with Mounting Plate       | 72994 + 72983     | 100 | 444          |
|  |  |   | 9.5 Crank Intermat 9936 with Mounting Plate     | 77728 + 72983     | 100 | 462          |
|  |  |   | 16 Crank Intermat 9936 with Mounting Plate      | 77729 + 72983     | 100 | 478          |
| 35   | Sensys 8638i<br>(Opening Angle 95°)          |    | 0 Crank Sensys 8638i with Mounting Plate        | 9072524 + 9071575 | 100 | 732          |
|  |  |   | 9.5 Crank Sensys 8638i with Mounting Plate      | 9072525 + 9071575 | 100 | 766          |
|  |  |   | 16 Crank Sensys 8638i with Mounting Plate       | 9072526 + 9071575 | 100 | 800          |
| Hinges for 45 mm Aluminum Profile  |  |   |   |                   |     |              |
| 36   | Intermat 9924<br>(Opening Angle 95°)         |    | 0 Crank Intermat 9924 with Mounting Plate       | 72959 + 72983     | 100 | 460          |
|  |  |   | 9.5 Crank Intermat 9924 with Mounting Plate     | 72965 + 72983     | 100 | 472          |
|  |  |   | 16 Crank Intermat 9924 with Mounting Plate      | 72966 + 72983     | 100 | 484          |
| Hinges for 55 mm Aluminum Profile  |  |   |   |                   |     |              |
| 37   | Intermat 9943<br>(Opening Angle 95°)         |  | 0 Crank Intermat 9943 with Mounting Plate       | 48049 + 72983     | 100 | 204          |
|  |  |   | 9.5 Crank Intermat 9943 with Mounting Plate     | 48051 + 72983     | 100 | 222          |
|  |  |   | 16 Crank Intermat 9943 with Mounting Plate      | 48052 + 72983     | 100 | 240          |
| 38   | Sensys 8645i<br>(Opening Angle 110°)         |  | 0 Crank Sensys 8645i with Mounting Plate        | 9071205 + 9071575 | 100 | 512          |
|  |  |   | 9.5 Crank Sensys 8645i with Mounting Plate      | 9071206 + 9071575 | 100 | 546          |
|  |  |   | 16 Crank Sensys 8645i with Mounting Plate       | 9071207 + 9071575 | 100 | 580          |
| Accessories for Hinges - Silent System (Screw On) for Intermat 9924/9943 |  |   |   |                   |     |              |
| S.no.  | Description                                  | Images  | Item Details                                    | Article No.       | PU  | MRP          |
| 39   | Screw on Silent System                       |  | For Full Overlay and Half Overlay Door Mounting | 6 057 9           | 50  | 212          |
|  |  |   | For Inset Door Mounting                         | 6 058 0           | 50  | 558          |
| Fixing Screw for Hinges with Aluminum Profile                            |  |   |   |                   |     |              |
| 40   | Screw for Hinge Fixing with Aluminum Profile |  | Steel Nickel Plated 3.5 x 16 CSK Pozidrive      | 4 129 6           | 200 | 2            |
| Door Dampner (Stick on)  |  |   |   |                   |     |              |
| 41   | Door Dampner (Stick on)                      |  | Self Adhesive & Transparent Door Dampner        | 7 212 0           | 50  | 6            |

• CP – Chrome finish • SS – Stainless steel finish • SA – Silver finish • CH – Champagne Finish

# Aluminum profile collection

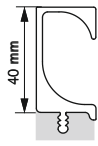
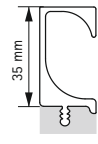
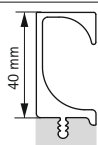
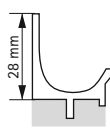
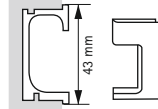
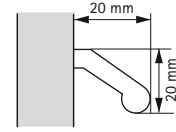
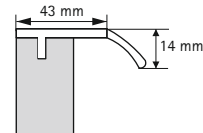
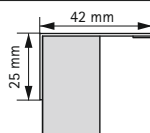
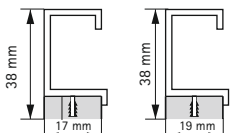
## ► Sliding door

| Aluminum Door Profiles for 2/3 Sliding Door Carcasses |  |                 |   |              |    |       |
|---|--|-----------------|---|--------------|----|-------|
| S.no.   | Description  | Profile Section | Detail  | Article No.  | PU | MRP   |
| 42  | Door Profile for door thick (15-16 mm)                               |                 | Aluminum Silver Anodised Door Profile : 2050 mm (3 nos. for 2 door carcasse ; 4 nos. for 3 door carcasse)                 | 9 117 416 00 | 04 | 1,731 |
| 43  | Door Profile for door thick (18-19mm)                                |                 | Aluminum Silver Anodised Door Profile : 2500 mm (3 nos. for 2 door carcasse ; 4 nos. for 3 door carcasse)                 | 9 136 121 00 | 04 | 1,883 |
| 44  | Door end profile, U shape for door thick. 15-16 mm (Aluminum silver) |                 | Aluminum Silver Anodised Door End Profile: 2050 mm (2 nos. for 3 door carcasse)   | 9 117 420 00 | 04 | 1,405 |
| 45  | Door end profile, U shape for door thick. 18-19 mm (Aluminum silver) |                 | Aluminum Silver Anodised Door End Profile: 2500 mm (2 nos. for 3 door carcasse)   | 9 136 122 00 | 04 | 1,413 |
| 46  | Carcasse end Profile for Frontmost Door                              |                 | Aluminum Silver Carcasse End Profile (Frontmost Door) : 2100 mm (1 nos. for 2 door carcasse ; 2 nos. for 3 door carcasse) | 9 117 463 00 | 04 | 1,482 |
| 47  | Carcasse end Profile for Frontmost Door                              |                 | Aluminum Silver Carcasse End Profile (Frontmost Door) : 2500 mm (1 nos. for 2 door carcasse ; 2 nos. for 3 door carcasse) | 9 146 624 00 | 04 | 1,514 |
| 48  | Carcasse end Profile for Rearmost Door                               |                 | Aluminum Silver Carcasse End Profile (Rearmost Door) : 2100 mm (1 nos. for 2 door carcasse)                               | 9 117 462 00 | 04 | 984   |
| 49  | Carcasse end Profile for Rearmost Door                               |                 | Aluminum Silver Carcasse End Profile (Rearmost Door) : 2500 mm (1 nos. for 2 door carcasse)                               | 9 146 622 00 | 04 | 992   |

| Accessories for Aluminum Sliding door Profiles |                                     |                 |   |             |          |             |    |     |
|--|-------------------------------------|-----------------|---|-------------|----------|-------------|----|-----|
| S.no.  | Description                         | Profile Section | Detail  | Length (mm) | Ht. (mm) | Article no. | PU | MRP |
| 50   | Brush Sealing Strip (Self Adhesive) |                 | Self Adhesive Brush Sealing Strip (Grey)<br>3 nos. for 2 Door Carcasse;<br>4 nos. for 3 door Carcasse | 2100        | 8        | 9 117 505   | 01 | 460 |
|  |                                     |                 |   | 2500        | 4.8      | 9 193 423   | 01 | 126 |
|  |                                     |                 |   |             | 8        | 9 200 386   | 01 | 174 |
|  |                                     |                 |   |             | 10       | 9 200 387   | 01 | 179 |
| 51   | Brush Sealing Strip (Screw on)      |                 | Screw on Brush Sealing Strip (Brown)  | 2500        | 27       | 2 645 3     | 04 | 974 |

• CP – Chrome finish • SS – Stainless steel finish • SA – Silver finish • CH – Champagne Finish

# Handle Profile

| S.no. | Type                            | Profile Section   | Details                               | Length (mm) | Finish | Article No.  | PU | MRP   |
|-------|---------------------------------|---|---------------------------------------|-------------|--------|--------------|----|-------|
| 1     | Handle Eslinga<br>( G Profile ) |    | Profile height 40mm                   | 3000        | SA     | 9 149 982 00 | 04 | 2,245 |
|       |                                 |   |                                       | 3000        | CP     | 9 216 235 00 | 04 | 2,935 |
|       |                                 |   |                                       | 3000        | SS     | 9 216 237 00 | 04 | 3,036 |
|       |                                 |   |                                       | 3000        | CH     | 9 223 362 00 | 04 | 3,196 |
| 2     | Eslinga Econ<br>( G Profile )   |    | Profile height 35mm                   | 3000        | SA     | 9 153 797 00 | 04 | 1,545 |
|       |                                 |   |                                       | 3000        | CP     | 9 216 236 00 | 04 | 2,131 |
|       |                                 |   |                                       | 3000        | SS     | 9 216 238 00 | 04 | 2,211 |
| 3     | Eslinga M<br>( G Profile )      |    | Profile height 40mm                   | 3000        | SA     | 9 224 278 00 | 04 | 2,159 |
| 4     | Lutetia                         |   | Profile Ht- 28 mm                     | 3000        | SA     | 9 133 756 00 | 04 | 1,526 |
| 5     | Spira                           |  | Profile Ht- 43 mm                     | 2000        | SA     | 9 126 106 00 | 04 | 1,607 |
|       |                                 |   | End Cap                               | -           | -      | 9 126 165 00 | 20 | 300   |
| 6     | Calisia                         |  | -                                     | 1700        | SA     | 9 125 764 00 | 08 | 2,300 |
|       |                                 |   | -                                     | 1950        | SA     | 9 125 763 00 | 08 | 2,404 |
| 7     | Lindavia                        |  | for 19 mm board                       | 2000        | SA     | 9 125 832    | 12 | 1,689 |
| 8     | Ticinum                         |  | -                                     | 2000        | SA     | 9 131 455    | 12 | 3,558 |
| 9     | Seveso                          |  | Profile height 38 for 17 mm thickness | 2400        | SA     | 1 161 199 01 | 06 | 1064  |
|       |                                 |   | for 19 mm thickness                   | 2400        | SA     | 1 161 200 01 | 06 | 1084  |

• CP – Chrome finish • SS – Stainless steel finish • SA – Silver finish • CH – Champagne Finish



**Registered & Head Office:****Hettich India Private Limited**

302, Duro-lite House,  
Opp. SAB TV, New Link Road,  
Andheri (West), Mumbai - 400 053  
Phone: +91 22 2674 3289/3356/4089  
Fax: +91 22 2674 3267

**Delhi Office:****Hettich India Private Limited**

A-26/4, 1st floor,  
Mohand Co-operative Industrial Estate,  
New Delhi - 110 044  
Phone: +91 11 4889 4000, 4889 4005  
Fax: +91 11 4889 4044

**Vadodara Factory:**

Plot No. 304, Dhanora,  
Nandesari Road,  
Near ECPL,  
Village - Dhanora - 391 346  
Dist. - Vadodara  
Tel: + 91 26 5656 9003

08\_2018

**Application Centres:****New Delhi:**

61, Panchkuian Road,  
New Delhi - 110 001  
Ph. No. : +91 11 2358 0713,  
2358 4603

**Mumbai:**

202, Duro-lite House, Opp. SAB TV,  
New Link Road, Andheri ( West),  
Mumbai - 400 053  
Ph.No. : +91 22 2639 9707

**Chennai:**

"Heavitree", Ground Floor,  
47, Spur Tank Road,  
Chetpet, Chennai - 600 031  
Ph. No. : +91 44 4263 7227

**Kolkata:**

2nd Floor, Unit Number 2A,  
Tirumala 22,  
East Topsia Road,  
Kolkata - 700 046  
Ph. No. : +91 85850 44725

**Hyderabad:**

" Sai Krishna "  
797 - A, Road No. 36,  
Jubilee Hills,  
Hyderabad - 500 034  
Ph. No. : +91 40 2355 8994

**Pune:**

Ishanya Speciality Mall,  
C G 00-01, 2nd floor,  
Arcade-2, Opp.Golf Course,  
Yerwada, Pune - 411 006,  
Ph. No. : +91 20 4132 2638

**Bangalore:**

Adventz Center, Ground Floor 28,  
Cubbon Road, Shivaji Nagar,  
Bangalore - 560 001  
Ph. No. : +91 80 4530 0400,  
4530 0401

**Lucknow:**

Umrao Plaza, 2nd Floor  
B - 3, Indira Nagar,  
Faizabad Road  
Lucknow - 226 016  
Ph. No. : +91 52 2407 8889

**Ahmedabad:**

1st Floor, Unit No. 102,  
Safal Pegasus,  
Anand Nagar,  
Ahmedabad - 380 015,  
Ph. No. : +91 79 4032 2824

**Chandigarh:**

2nd Floor, Aspire Tower,  
Plot no. 55, Industrial  
& Business park, Phase 1,  
Chandigarh - 160 002  
Ph. No. : +91 93 1755 7195

**Indore:**

Office No.106 and 107-A,  
"Brilliant Titanium",  
Plot No.9, Scheme No.78, Part-II,  
Indore - 452 010, Madhya Pradesh,  
Ph. No. : +91 93 0171 7343

**Kochi:**

41/2062D, 2nd Floor  
Palarivattom signal  
junction, NH 47 By-pass,  
Kochi - 682 028  
Ph. No. : +91 93 4900 3909

**Enquiry & Customer Services**

Toll Free : 1800 209 2096 (office hours)

Email: sales\_enquiry@in.hettich.com  
customer\_services@in.hettich.com  
www.hettich.com

**Technik für Möbel**